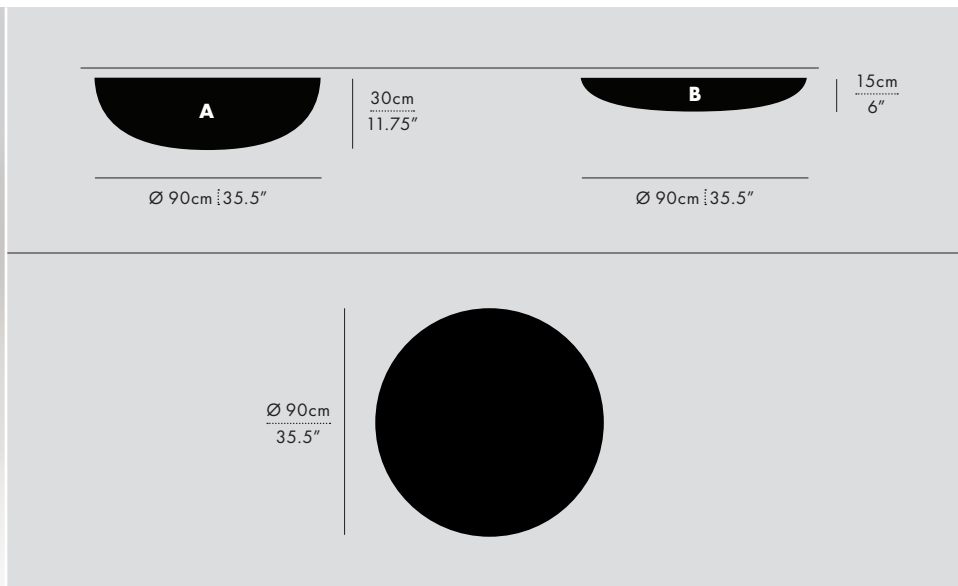


# IRIS – CW

CEILING/WALL

MANUFACTURED IN CANADA

CAINE HEINTZMAN / 2023



IRI-90-CW-A-BLK-27-ELV-120

## DESCRIPTION

Formatted as a surface-mounted luminaire, the Iris' prismatic convex lens reaches across the wall or ceiling while an enigmatic light glows from within, providing diffused illumination while evoking a sense of wonder.

## TYPE

Ceiling/Wall

## DIMENSIONS

- **A:** Ø 90 x 30cm / Ø 35.5" x 11.75"
- **B:** Ø 90 x 15cm / Ø 35.5" x 6"

## CERTIFICATIONS

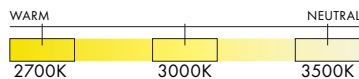


\* APPLICATION: DRY INDOOR LOCATION ONLY

## TECHNICAL INFORMATION

- Input Voltage: 110–120V, 220–240V, 110–277V
- Lamping: 1 x Integral 17W 35V DC LED CRI 90+, 50,000 hours
- Power Supply: Phase dimming, 0–10V, DALI

## COLOUR TEMPERATURE OPTIONS



## DIM TO WARM



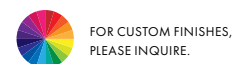
## MATERIALS

- Aluminum
- Acrylic

## FINISHES



## LENS FINISH



SERIES	SIZE	TYPE	SHADE	FINISH	CCT	PS	VOLTAGE IN
IRI	90	CW	<input type="checkbox"/> A	<input type="checkbox"/> BLK (BLACK)	<input type="checkbox"/> 27 (2700K)	<input type="checkbox"/> ELV	<input type="checkbox"/> 120
			<input type="checkbox"/> B	<input type="checkbox"/> SLV (SILVER)	<input type="checkbox"/> 30 (3000K)	<input type="checkbox"/> 010	<input type="checkbox"/> 230
					<input type="checkbox"/> 35 (3500K)	<input type="checkbox"/> DAL	<input type="checkbox"/> 277*
					<input type="checkbox"/> DW (DIM TO WARM)		

\*277 ONLY AVAILABLE WITH 010

